

# Implementation Details of Ruby 2.0 VM

Koichi Sasada



# Disclaimer

- (As you can see) I can speak English little.
  - It's my 8<sup>th</sup> RubyConf
  - 7<sup>th</sup> time disclaimer
- Ask me an questions in 日本語 Japanese (**WELCOME!**), **Ruby** or **SLOW** English
- All of I want to say is on the screen. You can read them.



<http://www.flickr.com/photos/andosteinmetz/2901325908/>

# Who am I ?

- Koichi Sasada (笹田耕一)
  - Matz team at Heroku, Inc.
    - Full-time CRuby development
  - CRuby/MRI committer
    - Virtual machine (YARV) from Ruby 1.9
    - YARV development since 2004/1/1
  - 2.0 Release manager **assistant**
    - Organizing feature request
      - 200 tickets → 100 tickets last week!
    - Over 150 mails to ruby-core/ruby-dev
      - Sorry for spamming



PROGRAMMING  
Language

# Ruby 2.0

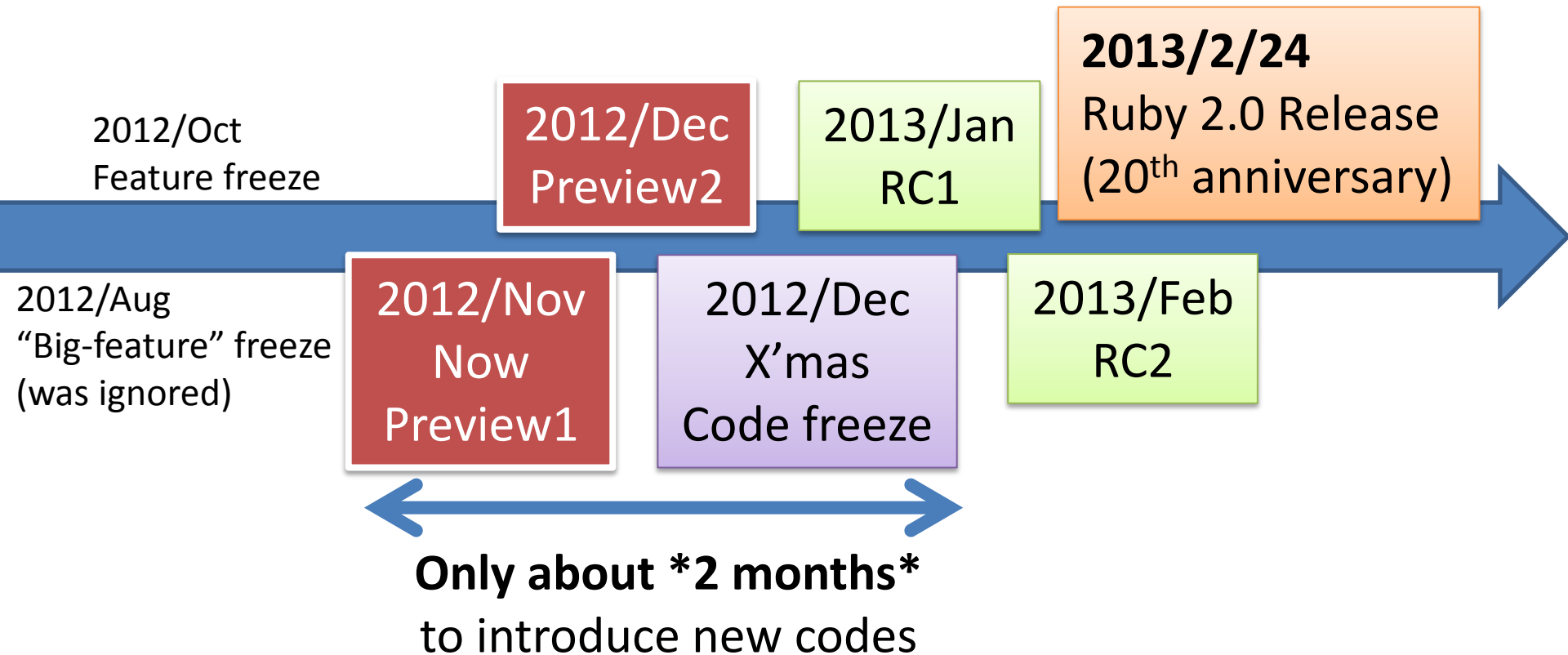
20<sup>th</sup> Anniversary Release  
of Ruby language

# Ruby 2.0 Release policy

- Compatibility (Ruby level)
- Compatibility (Ruby level)
- Compatibility (Ruby level)
- Usability
- Performance

**ADD (Anniversary Driven Development)**

# Ruby 2.0 Roadmap



“[ruby-core:40301] A rough release schedule for 2.0.0”  
and Endo-san’s (release manager) leak

# Introduction of Ruby 2.0 features

What is introduced?

# \*-rd \*-: ENV.tohash = NEWS

This document is a list of user visible feature changes made between releases except for bug fixes.

Note that each entry is kept so brief that no reason behind or reference information is supplied with. For a full list of changes with all sufficient information, see the ChangeLog file.

== Changes since the 1.9.3 release

=== C API updates

- \* NUM2SHORT() and NUM2USHORT() added. They are similar to NUM2INT, but short.

=== Library updates (outstanding ones only)

- \* builtin classes
- \* Array
- \* incompatible changes:
  - \* random parameter of Array#shuffle! and Array#sample now will be called with one argument, maximum value.
- \* Enumerable
  - \* added method: \* added

Enumerable#lazy method for lazy enumeration.

- \* ENV
  - \* aliased method: \* ENV.tohash is a

ENV.tohash = NEWS

the original name in an

- \* Hash
  - \* added method: \* added
- Hash#to\_h as explicit conversion method, like Array#to\_a.
  - \* extended method: \* LoadError
    - \* added method: \* added
- Hash#default\_proc= can be passed nil to clear the default proc.
  - \* Kernel
    - \* added method: \* added
  - Kernel#Hash
    - \* added method: \* added
  - Kernel#using, which imports refinements in the current scope.
    - \* added method: \* added
  - \* Kernel#warn accepts multiple args in like puts.
    - \* Kernel#caller accepts second optional argument 'n' which specify required caller size.
  - \* incompatible changes:
    - \* system() and exec() closes non-standard file descriptors (The default of :close\_others option is changed to true by default.)
    - \* respond\_to? against a protected method now returns false unless the second argument is true.
    - \* \_\_callee\_\_ has returned to the original behavior, and now returns the called name but not
  - \* ENV
    - \* aliased method: \* ENV.tohash is a

Object.const\_get("Fo o::Bar::Baz")

  - \* NilClass
    - \* added method: \* added
  - \* Signal
    - \* incompatible changes: \* Signal.trap raises ArgumentError when :SEGV, :BUS, :ILL, :FPE, :VTALRM are specified.
  - \* Struct
    - \* added method: \* added
  - Struct#to\_h returning values with keys corresponding to the instance variable names.
    - \* Thread
      - \* added method: \* added
    - Thread#thread\_variable\_get for getting thread local variables (these are different than Fiber local variables).
      - \* added method: \* added
    - Thread#thread\_variables for getting a list of the thread local variable keys.
      - \* added method: \* added
    - Thread#thread\_variable? for testing to see if a particular thread variable has been set.
    - \* Time
      - \* change return value: \* Time#to\_s returned encoding defaults to US-ASCII but automatically transcodes to
    - \* net/imap
      - \* new methods: \* added
    - Net::IMAP.default\_port
      - \* added
    - Net::IMAP.default\_

Encoding.default\_rnal if it is set.

    - \* Fiber
      - \* incompatible changes: \* Fiber#resume cannot resume a fiber which invokes "Fiber#transfer".
    - \* net/http
      - \* new features: \* Proxies are now automatically detected from the http\_proxy environment variable. See Net::HTTP::new for details.
      - \* gzip and deflate compression are now requested for all requests by default. See Net::HTTP for details.
      - \* SSL sessions are now reused across connections for a single instance. This speeds up connection by using a previously negotiated session.
      - \* new methods: \* added
    - Net::HTTP#local\_
    - Net::HTTP#local\_
    - Net::HTTP#local\_
    - Net::HTTP#local\_port
    - Net::HTTP#local\_port
    - Net::HTTP#local\_port =
    - \* extended method: \* added
    - Net::HTTP#connect uses local\_host and local\_port if specified.
    - \* net/imap
      - \* new methods: \* added
    - Net::IMAP.default\_
    - Net::IMAP.default\_

Syslog::Logger which provides a Logger API atop Syslog.

    - \* Syslog::Priority, Syslog::Level, Syslog::Option and Syslog::Macros are introduced for easy detection of available constants on a running system.
    - \* lib/tmpdir.rb
      - \* incompatible changes: \* Dir.mktmpdir uses FileUtils.remove\_entry instead of FileUtils.remove\_entry\_secure. This means that applications should not change the creation of the directory to make it possible from other users.
    - \* zlib
      - \* Added streaming support for Zlib::Inflate and Zlib::Deflate. processing of stream throughout use of large amounts of memory.
      - \* Added support for the new deflate strategies Zlib::RLE and Zlib::FIXED. Zlib streams are now processed without the GVL. This allows gzip, zlib and deflate streams to be processed in parallel.
    - \* openssl
      - \* Consistently raise an error when trying to encode nil values. All instances of
    - \* syslog
      - \* Added

OpenSSL::ASN1::Primitive now raise TypeError when calling to\_der on an instance whose value is nil. All instances of OpenSSL::ASN1::Constructive raise NoMethodError in the same case. Constructing such values is still permitted. \* TLS 1.1 & 1.2 support by setting OpenSSL::SSLContext#ssl\_version to :TLSv1\_2, :TLSv1\_2\_server, :TLSv1\_2\_client or :TLSv1\_1, :TLSv1\_1\_server, :TLSv1\_1\_client. This version being selectively used can be done with OpenSSL::SSLContext#ssl\_server\_version. Furthermore, it is also possible to blacklist the new TLS versions with OpenSSL::SSLContext#OP\_NO\_TLSv1\_1 and OpenSSL::SSLContext#OP\_NO\_TLSv1\_2. OpenSSL::SSLContext#ssl\_version\_c b. A user-defined callback may be set which gets called whenever a new handshake is negotiated. This also allows to programmatically decline (client) renegotiation attempts. \* Support for "0/n" splitting of records as BEAST mitigation via

decrypting PEM-encoded files to be at least four characters long. This led to awkward situations where an export with a password with fewer than four characters was possible, but accessing the file afterwards failed. OpenSSL::PKey::RSA, OpenSSL::PKey::DSA and OpenSSL::PKey::EC therefore now enforce the same check when exporting a private key to PEM with a password - it has to be at least four characters long. This means file descriptors doesn't inherit to spawned process unless explicitly requested such as system(..., fd=>fd).

    - \* Kernel#respond\_to? against a protected method now returns false unless the second argument is true.
    - \* Dir.mktmpdir in lib/tmpdir.rb
    - \* Syck has been removed. YAML now completely depends on libyaml being installed.
    - \* ActiveSupport::OpenStruct new methods can conflict with custom attributes named "each\_pair", "eq?", "hash" or "to\_h".

=== Language changes

\* Added %! and %& for symbol list creation (similar to %w and %W).

=== Compatibility issues (excluding feature bug fixes)

    - \* Signal.trap
    - See above.
    - \* Merge Onigmo. <https://github.com/k-takata/Onigmo>
    - \* The :close\_others option is true by default for system() and exec(). Also, the close-on-exec flag is set by default for all new file descriptors. This means file descriptors doesn't inherit to spawned process unless explicitly requested such as system(..., fd=>fd).

at NEWS file

8



```
goto :next_topic
```

Change the title of  
this presentation to...

Lecture series of Computer Science

# How to make interpreter?

## #3 Method dispatch

Prof. Koichi Sasada (\*1)  
Akihabara University (\*2)

\*1: Prof. means ...

\*2: Of course, joking. No such University 😊

# Review slide

## Requirement and Assumption

- You need to finish “**Ruby language basic**” course
- This course uses “Ruby” language/interpreter
  - One of the most popular languages
  - Used in world-wide programming
    - Web application
    - Text processing
    - and everything!!
  - CRuby
    - Ruby has many alternative implementations
    - CRuby has their own VM

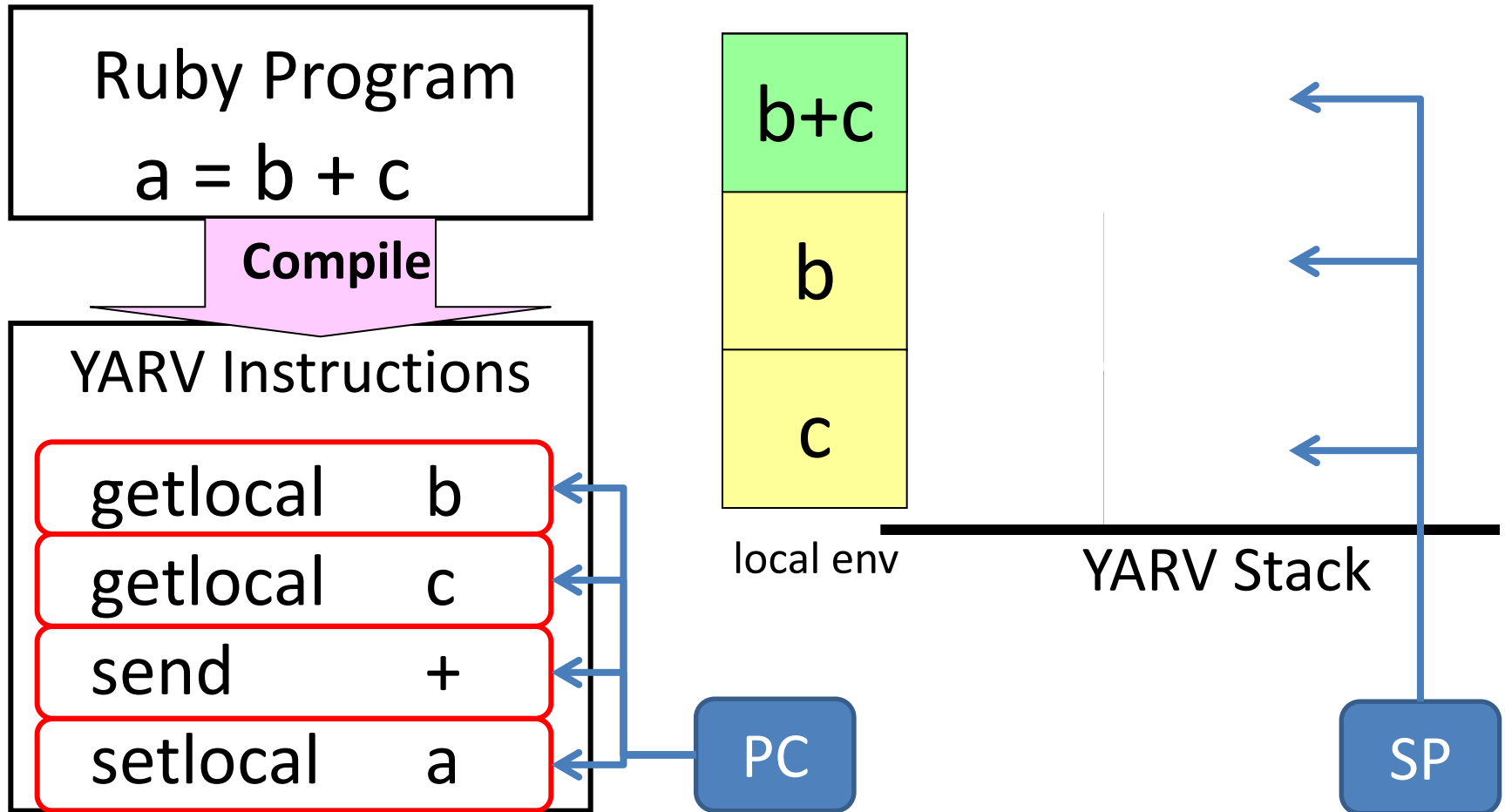
# Review slide

## How to implement virtual machine?

- Execute instructions
  - Execute compiled instructions (bytecodes)
  - Pointed by “Program counter” (PC)
- Stack machine architecture
  - All of values on the stack
  - Stack top is pointed by “Stack pointer” (SP)
  - V.S. Register machine architecture
    - Advantages and disadvantages
    - Yunhe Shi, et al: “Virtual machine showdown: stack versus registers” (2005)

# Review slide

## Stack machine execution (basic)



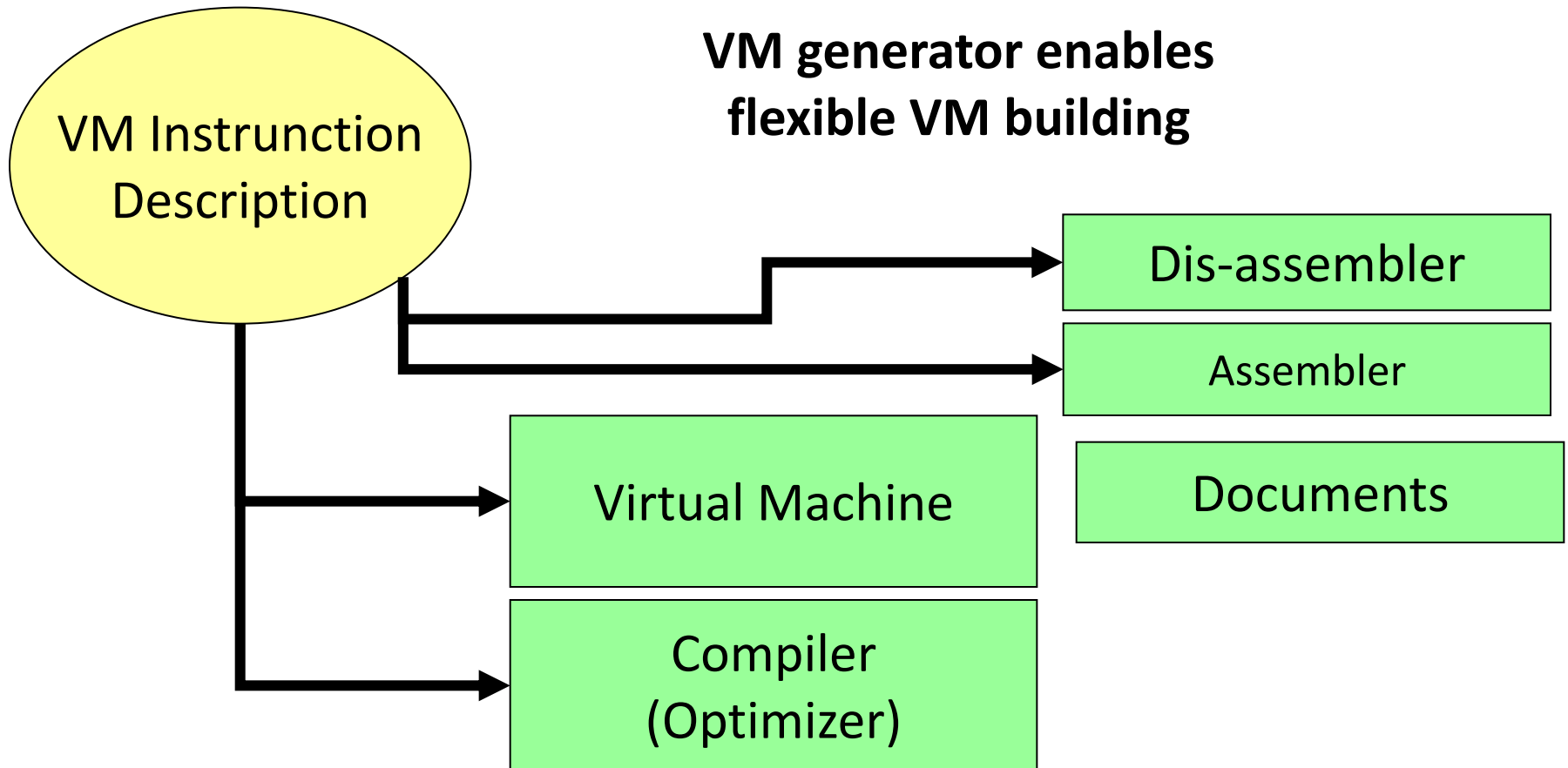
# Review slide

## [Advanced] Optimization techniques

- Peephole optimizations (compiler technique)
  - Reduce instruction number
- Make macro instructions
  - Operand unification
  - Instruction unification
- Direct threading
  - Using GCC specific feature
- Stack caching
  - n-level stack caching
  - Impact on CPU's branch prediction

# Review slide

## [Advanced] VM generator



# Today's lecture: Method dispatch

## # Example

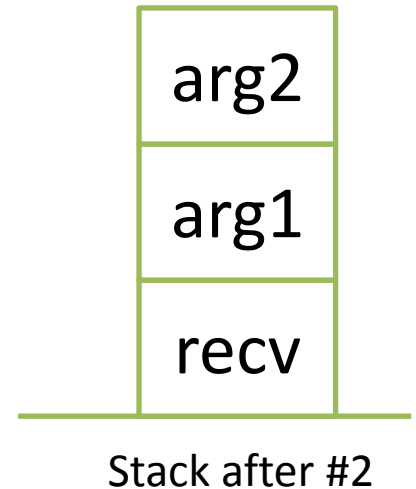
```
recv.selector(arg1, arg2)
```

- `recv`: receiver
- `selector`: method id
- `arg1, arg2`: arguments



# Before method dispatch

1. Evaluate `recv`
2. Evaluate `arg1` and `arg2`
3. Method dispatch (`selector`)



# Ruby's disassembled bytecodes of Ruby 2.0 trunk

0016 getlocal      recv, 0 # 1 receiver

0019 getlocal      arg1, 0 # 2 arg1

0022 getlocal      arg2, 0 # 2 arg2

0025 send          <callinfo!mid:selector, argc:2, ARGS\_SKIP>

# Method dispatch

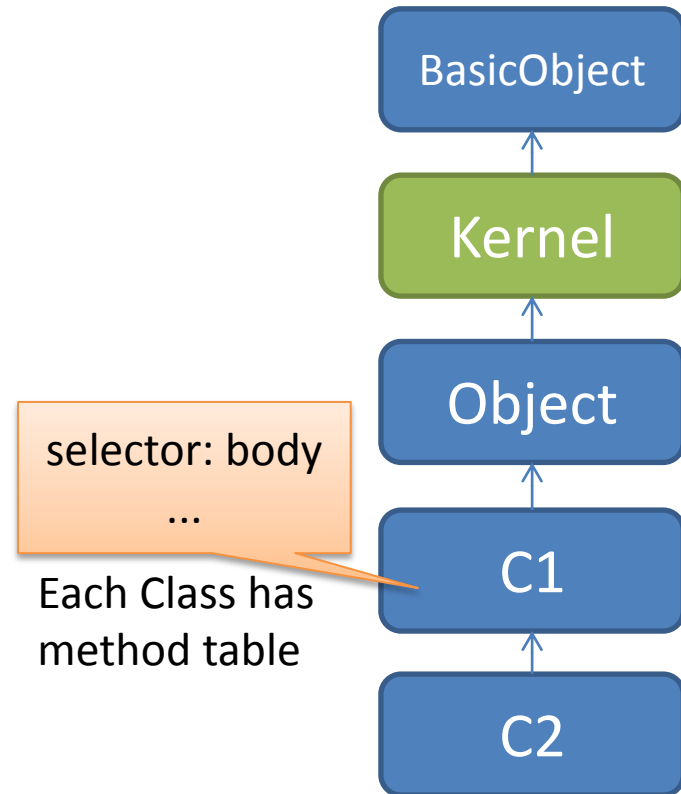
## Overview

1. Get class of `recv` (`klass`)
2. Search method `body` named `selector` from `klass`
  - Method is not fixed at compile time
  - **“Dynamic”** method dispatch
3. Dispatch method with `body`
  1. Check visibility
  2. Check arity (expected args # and given args #)
  3. Store `PC` and `SP` to continue after method returning
  4. Build `local environment`
  5. Set program counter
4. And continue VM execution

# Overview

## Method search

- Search method from `klass`
  1. Search method table of `klass`
    1. if method `body` is found, return `body`
    2. `klass` = super class of `klass` and repeat it
  2. If no method is given, exceptional flow
    - In Ruby language, `method\_missing` will be called



# Overview

## Checking arity and visibility

- Checking arity
  - Compare with given argument number and expected argument number
- Checking visibility
  - In Ruby language, there are three visibilities (can you explain each of them ?:-p)
    - public
    - private
    - protected

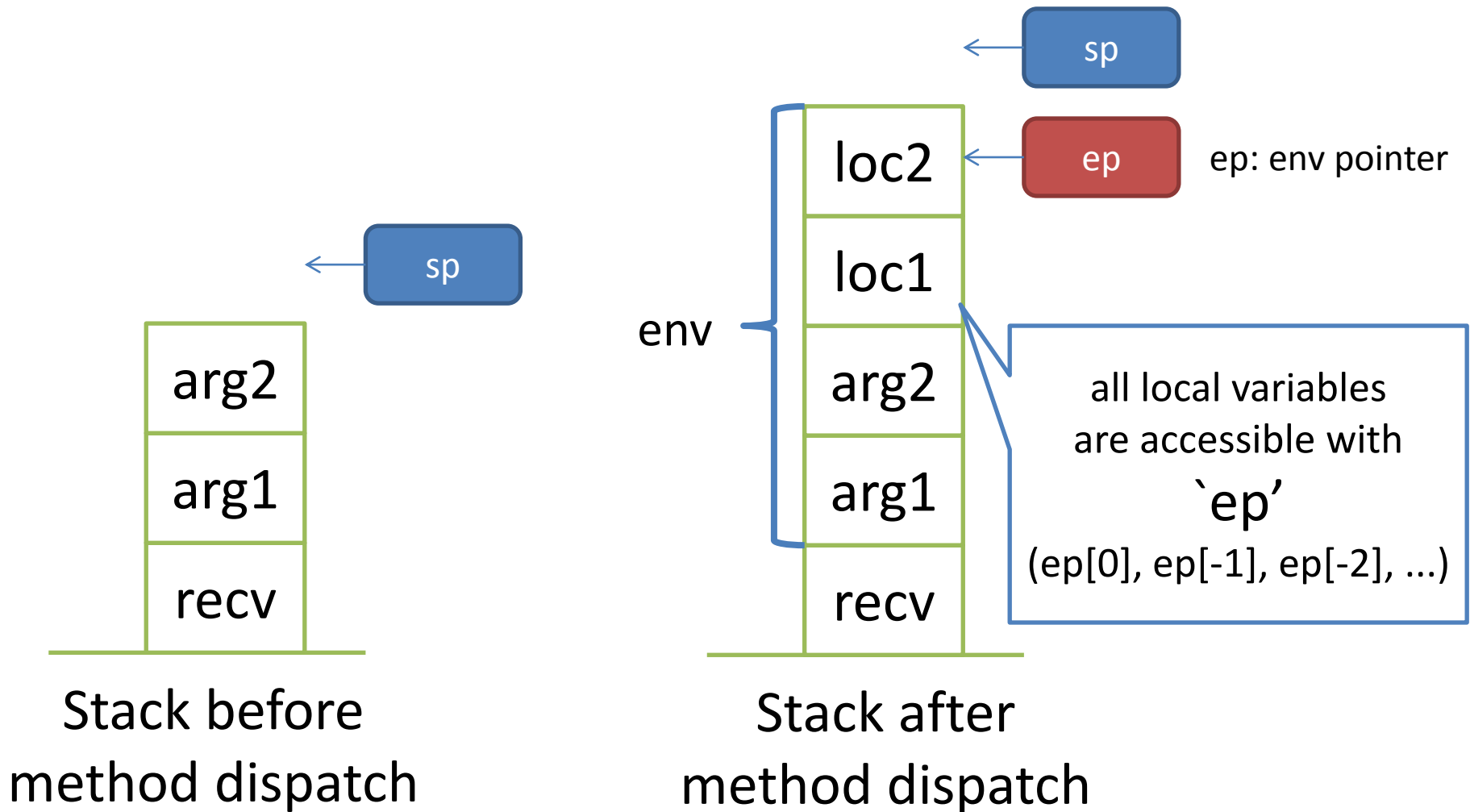
# Overview

## Building `local environment`

- How to maintain local variables?
  - Prepare `local variables space` in stack
  - `local environment` (short `env`)
- Parameters are also in `env`

# Overview

## Building 'local environment'



# Method dispatch Overview (again)

1. Get class of `recv` (`klass`)
2. **Search method `body` `selector` from `klass`**
  - Method is not fixed at compile time
  - “**Dynamic**” method dispatch
3. **Dispatch method with `body`**
  1. Check visibility
  2. Check arity (expected args # and given args #)
  3. Store `PC` and `SP` to continue after method returning
  4. Build `local environment`
  5. Set program counter
4. And continue VM execution

About 7 steps

It seems very easy  
and simple!  
and slow...

# Method dispatch

## Ruby's case

- Quiz: How many steps in Ruby's case?
  - Hint: More complex than I explained overview
  - ① 8 steps
  - ② 12 steps
  - ③ 16 steps
  - ④ 20 steps

Answer is  
About ④ 20 steps



# Method dispatch

## Ruby's case

1. Check caller's arguments
  1. Check splat (\*args)
  2. Check block (given by compile time or block parameter (&block))
2. Get class of `recv` (`klass`)
3. **Search method `body` `selector` from `klass`**
  - Method is not fixed at compile time
  - “**Dynamic**” method dispatch
4. **Dispatch method with `body`**
  1. Check visibility
  2. Check arity (expected args # and given args #) and process
    1. Post arguments
    2. Optional arguments
    3. Rest argument
    4. Keyword arguments
    5. Block argument
  3. Push new control frame
    1. Store `PC` and `SP` to continue after method returning
    2. Store `block information`
    3. Store `defined class`
    4. Store bytecode info (iseq)
    5. Store recv as self
  4. Build `local environment`
  5. Initialize local variables by `nil`
  6. Set program counter
5. And continue VM execution



... simple?

(\*) Underlined items are additional process

# Ruby's case

## 4. Dispatch method with `body`

- Previous explanation is for Ruby methods
  - `body` (defined as `rb_method_definition_t` in `method.h`) has several types at least the following two types:
    - Method defined by Ruby code
    - Method defined by C function (in C-extension)
- Quiz: How many method types in CRuby?
  - Hint: At least 2 types (Ruby method and C method)
  - ① 3 types
  - ② 6 types
  - ③ 9 types
  - ④ 11 types

Answer is  
About ④ 11 types

# Ruby's case

## Method types

1. VM\_METHOD\_TYPE\_ISEQ: Ruby method (using `def` keyword)
2. VM\_METHOD\_TYPE\_CFUNC: C method
3. VM\_METHOD\_TYPE\_ATTRSET: defined by @attr\_accessor
4. VM\_METHOD\_TYPE\_IVAR: defined by @attr\_reader
5. VM\_METHOD\_TYPE\_BMETHOD: defined by `define\_method`
6. VM\_METHOD\_TYPE\_ZSUPER: used in internal
7. VM\_METHOD\_TYPE\_UNDEF: `undef`ed method
8. VM\_METHOD\_TYPE\_NOTIMPLEMENTED: not implemented
9. VM\_METHOD\_TYPE\_OPTIMIZED: optimization
10. VM\_METHOD\_TYPE\_MISSING: method\_missing type
11. VM\_METHOD\_TYPE\_CFUNC\_FRAMELESS: optimization two

**There are 11<sup>th</sup> different method dispatch procedure  
(dispatch by switch/case statement)**

# Ruby's case

- Quiz: I introduce (virtual) registers `pc`, `sp` and `ep`. How many registers in virtual machine (in Ruby 1.9.x)?

- ① 4 registers
- ② 6 registers
- ③ 9 registers
- ④ 11 registers

Answer is  
About ④ 11 registers  
↓  
Need to store/restore  
11 registers  
each method call

# Ruby's case

## Store registers

- Introduce “control frame stack” to store registers
  - To store `pc`, `sp`, `ep` and other information, VM has another stack named “control frame stack”
  - Not required structure, but it makes VM simple → Easy to maintain

*/\* 1.9.3 \*/*

11 regs

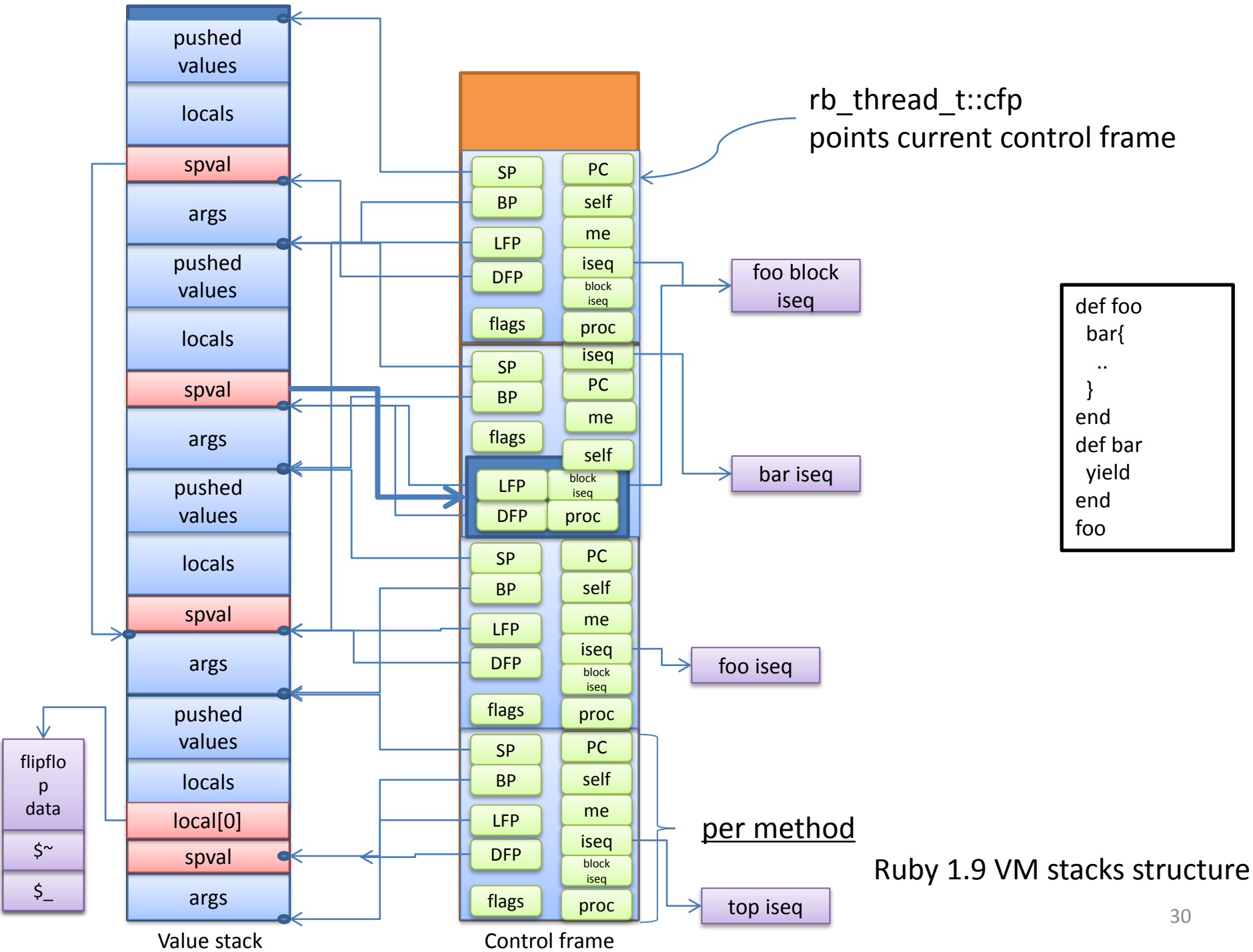
```
typedef struct {
  VALUE *pc;           /* cfp[0] */
  VALUE *sp;           /* cfp[1] */
  VALUE *bp;           /* cfp[2] */
  rb_iseq_t *iseq;     /* cfp[3] */
  VALUE flag;         /* cfp[4] */
  VALUE self;         /* cfp[5] / block[0] */
  VALUE *lfp;         /* cfp[6] / block[1] */
  VALUE *dfp;         /* cfp[7] / block[2] */
  rb_iseq_t *block_iseq; /* cfp[8] / block[3] */
  VALUE proc;         /* cfp[9] / block[4] */
  const rb_method_entry_t *me; /* cfp[10] */
} rb_control_frame_t;
```

*/\* 2.0 \*/*

10 regs

reduced, but many yet

```
typedef struct {
  VALUE *pc;           /* cfp[0] */
  VALUE *sp;           /* cfp[1] */
  rb_iseq_t *iseq;     /* cfp[2] */
  VALUE flag;         /* cfp[3] */
  VALUE self;         /* cfp[4] / block[0] */
  VALUE klass;        /* cfp[5] / block[1] */
  VALUE *ep;         /* cfp[6] / block[2] */
  rb_iseq_t *block_iseq; /* cfp[7] / block[3] */
  VALUE proc;         /* cfp[8] / block[4] */
  const rb_method_entry_t *me; /* cfp[9] */
}
```



# Ruby's case

## Complex parameter checking

- “def foo(m1, m2, o1=..., o2=...,  
          p1, p2, \*rest, &block)”
  - m1, m2: mandatory parameter
  - o1, o2: optional parameter
  - p1, p2: post parameter
  - rest: rest parameter
  - block: block parameter
- From Ruby 2.0, keyword parameter is supported

# Method dispatch

## Ruby's case

1. Check caller's arguments
  1. Check splat (\*args)
  2. Check block (given by compile time or block parameter (&block))
2. Get class of `recv` (`klass`)
3. **Search method `body` `selector` from `klass`**
  - Method is not fixed at compile time
  - “Dynamic” method dispatch
4. **Dispatch method with `body`**
  1. Check visibility
  2. Check arity (expected args # and given args #) and process
    1. Post arguments
    2. Optional arguments
    3. Rest argument
    4. Keyword arguments
    5. Block argument
  3. Push new control frame
    1. Store `PC` and `SP` to continue after method returning
    2. Store `block information`
    3. Store `defined class`
    4. Store bytecode info (iseq)
    5. Store recv as self
  4. Build `local environment`
  5. Initialize local variables by `nil`
  6. Set program counter
5. And continue VM execution



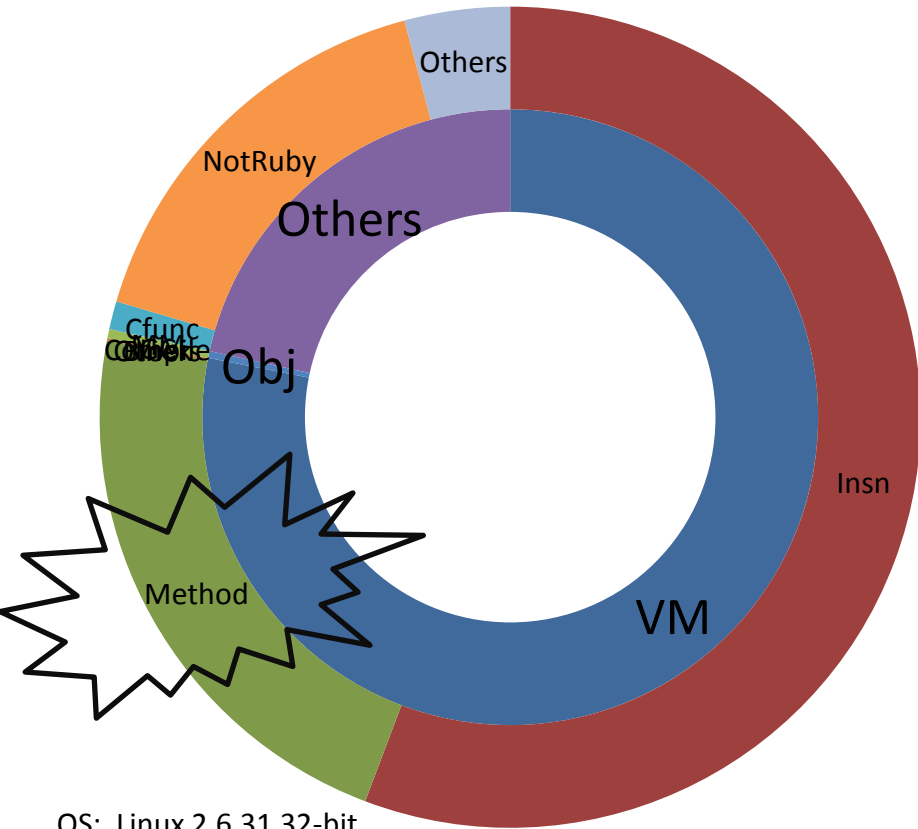
Complex  
and  
Slow!!!



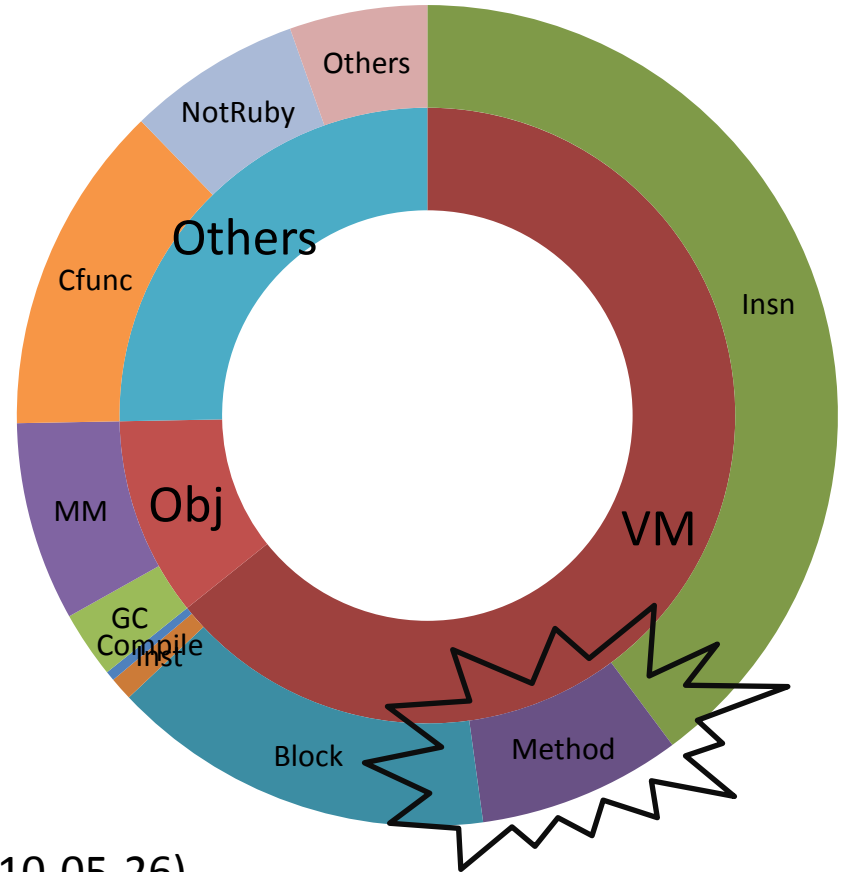
# Method dispatch Overhead

Method dispatch overhead is big especially on micro-benchmarks 😊

## Fib



## Pentomino



OS: Linux 2.6.31 32-bit  
CPU: IntelCore2Quad 2.66GHz  
Mem: 4GB  
C Compiler: GCC 4.4.1, -O3  
Profiled by Oprofile

ruby 1.9.3dev (2010-05-26)  
Profiled by Mr. Shiba

# Homework

- Report about “Method Dispatch speedup techniques”
  1. Analyze method dispatch overhead on your favorite application
  2. Survey method dispatch speed-up techniques
  3. Propose your optimization techniques to improve method dispatch performance
  4. Implement techniques and evaluate their performance
- Deadline: 2012/11/15 (Thu) 23:59 JST
- Submit to: Koichi Sasada <[ko1@rvm.jp](mailto:ko1@rvm.jp)>
- This report is important for your grade of this course!

Lecture was finished 😊

Presentation is not finished

**Back to the presentation**  
**“Implementation Details of Ruby 2.0 VM”**

**Report**  
**“Optimization techniques for**  
**Ruby’s method dispatch”**

Koichi Sasada



# Speedup techniques for method dispatch

1. Specialized instructions
2. Method caching

Note that these optimizations  
may not be my original.

3. Caching checking results
4. Frameless CFUNC method
5. Special path for `send` and `method\_missing`

Introduced techniques from Ruby 2.0  
Today's main subject 😊

# Method dispatch overheads

1. Check caller's arguments
2. Search method 'body'  
'selector' from 'klass'
3. Dispatch method with 'body'
  1. Check visibility and arity
  2. Push new control frame
  3. Build 'local environment'
  4. Initialize local variables by 'nil'

# Optimization

## Specialized instruction (from 1.9)

- Make special VM instruction for several methods
  - +, -, \*, /, ...

```
def opt_plus(recv, obj)
  if recv.is_a(Fixnum) and obj.is_a(Fixnum) and
    Fixnum#+ is not redefined
    return Fixnum.plus(recv, obj)
  else
    return recv.send(:+, obj) # not prepared
  end
end
```

# Optimization

## Specialized instruction

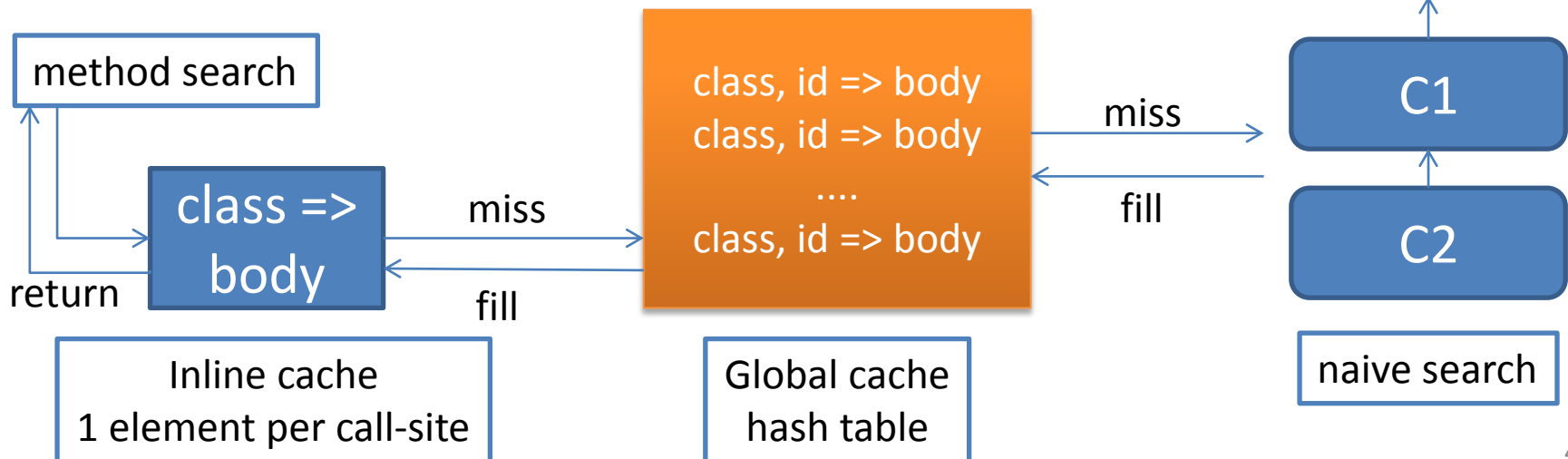
- Pros.
  - Eliminate all of dispatch cost (**very effective**)
- Cons.
  - Limited applicability
    - Limited classes, limited selectors
    - Tradeoff of VM instruction numbers
  - Additional overhead when not prepared class



# Optimization

## Method caching

- Eliminate method search overhead
  - Reuse search result
  - Invalidate cache entry with VM stat
- Two level method caching
  - Inline method caching
  - Global method caching



# Optimization

## Caching checking results (from 2.0)

- Idea: Visibility and arity check can be skipped after first checking
  - Store result in inline method cache

- 
1. Check caller's arguments
  2. Search method `body` `selector` from `klass`
  3. Dispatch method with `body`
    1. Check visibility and arity
      1. Cache result into inline method cache
    2. Push new control frame
    3. Build `local environment`
    4. Initialize local variables by `nil`

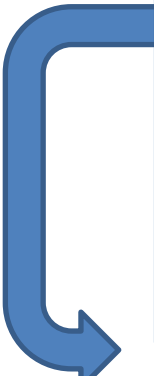
# Optimization

## Frameless CFUNC (from 2.0)

- Introduce “Frameless” CFUNC methods
  - Idea: Several CFUNC doesn't need method frame
    - For example, String#length doesn't need method frame. It only return the size of given String

1. Check caller's arguments
2. Search method `body` `selector` from `klass`
3. Dispatch method with `body`
  1. Check visibility and arity
  2. **Push new control frame**
  3. **Build `local environment`**
  4. **Initialize local variables by `nil`**

Skip here



# Optimization

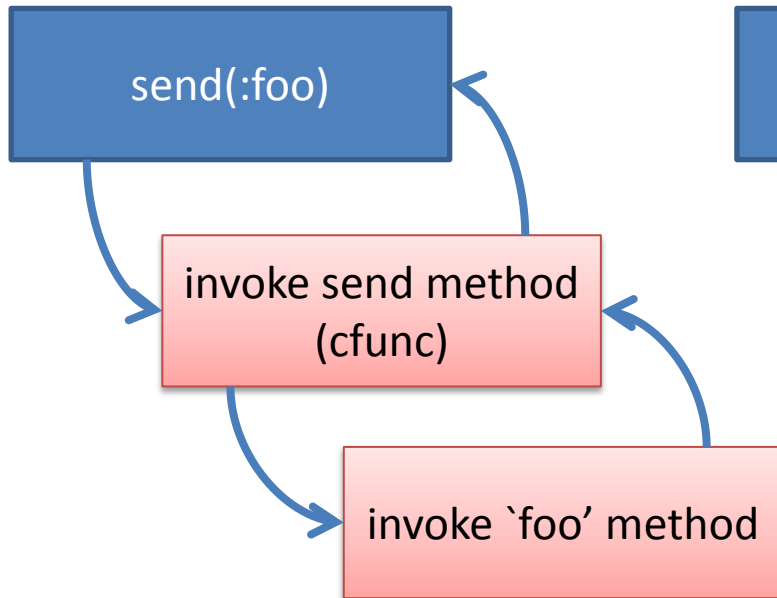
## Eliminate frame building (from 2.0)

- Compare with specialized instruction
  - Pros.
    - You can define unlimited number of frameless methods
  - Cons.
    - A bit slow compare with specialized instruction
- Note that evaluation result I will show you doesn't include this technique

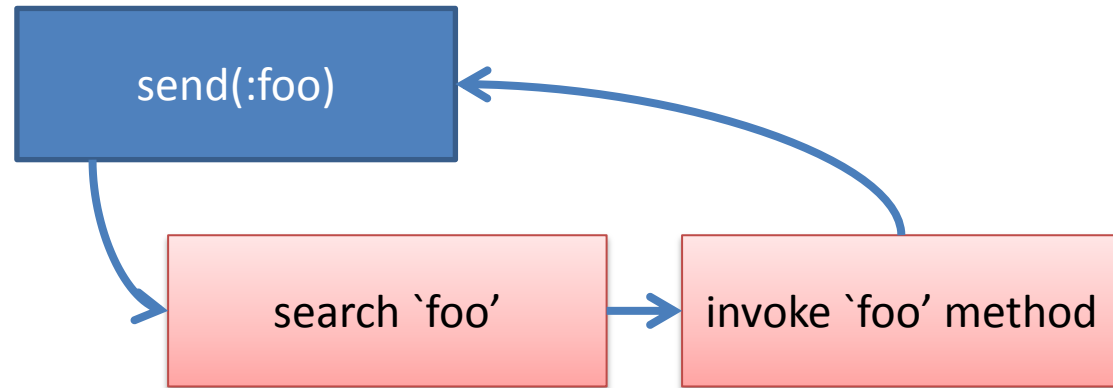
# Optimization

Special path for `send` and `method\_missing` (from 2.0)

Before

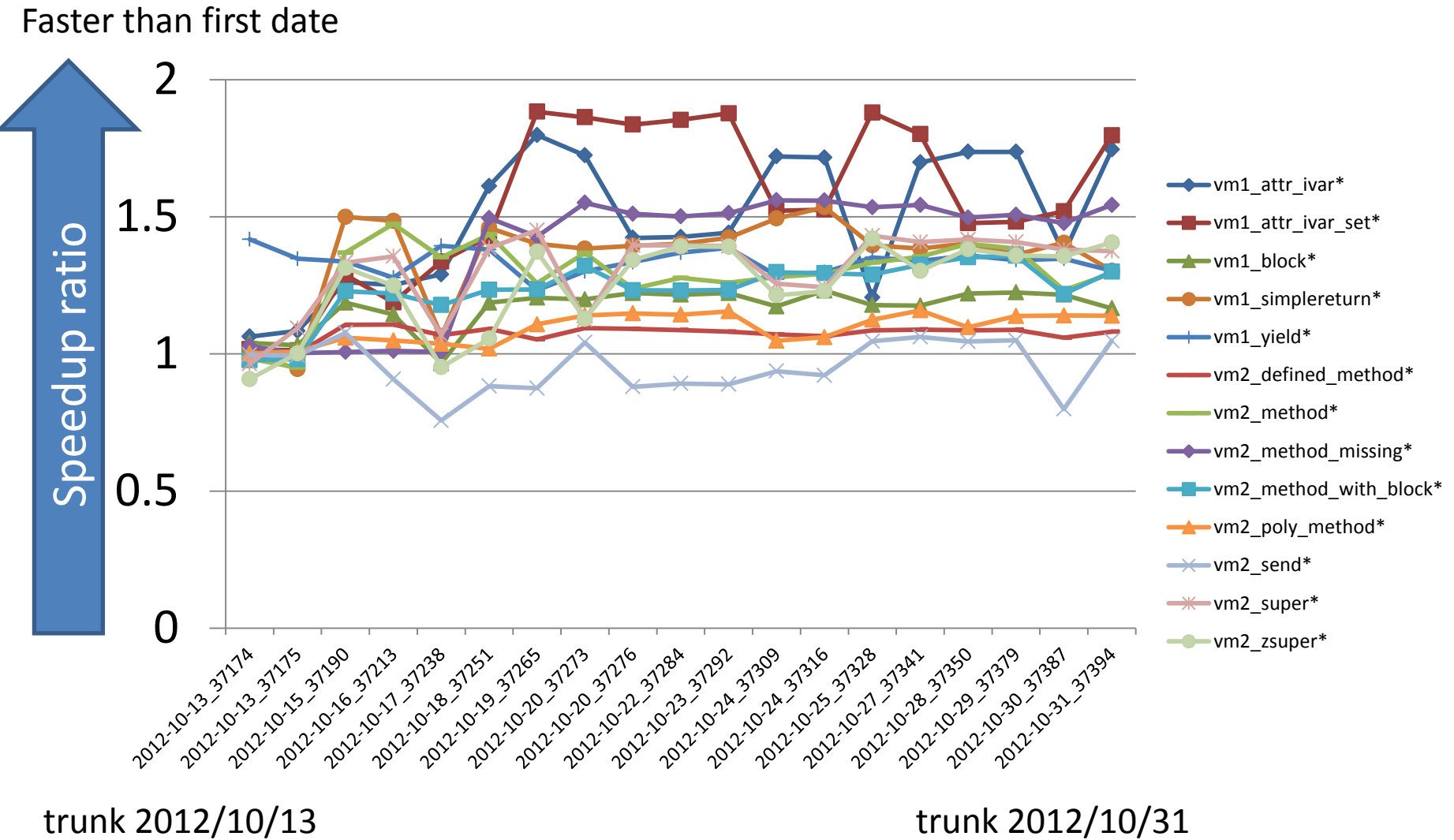


After



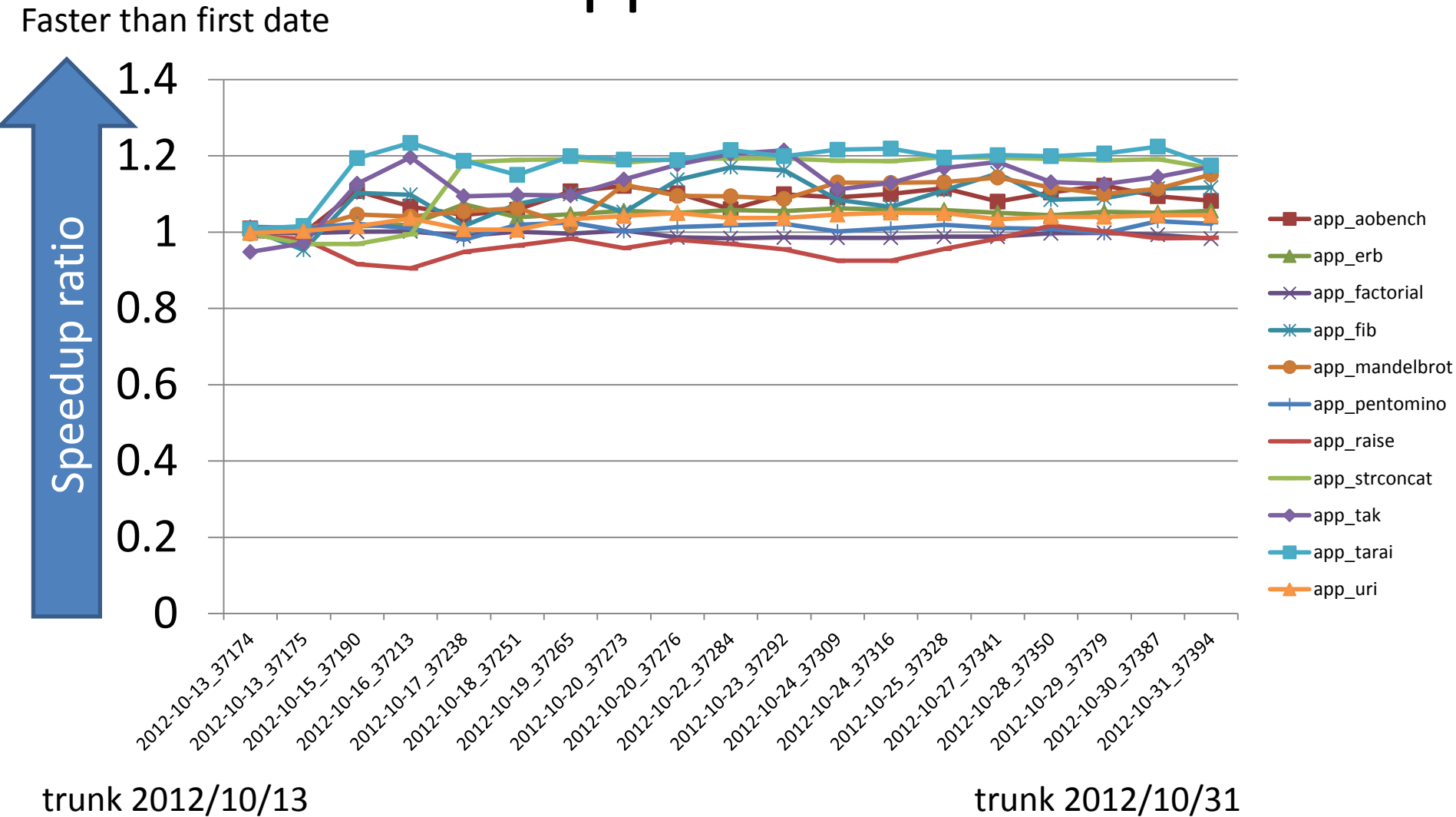
# Evaluation result

## Micro benchmarks



# Evaluation results

## Applications



# Future work

- Restructure “method frame”
  - Reduce required information per frame
- Improve “yield” performance
  - Using something cached



# Conclusion

## Method dispatch speed-up

- Ruby's method dispatch is nightmare
  - Too complex
- Speedup upto 50% at simple method dispatch with new optimizations
- Need more effort to achieve performance improvements

# Other optimizations from 2.0

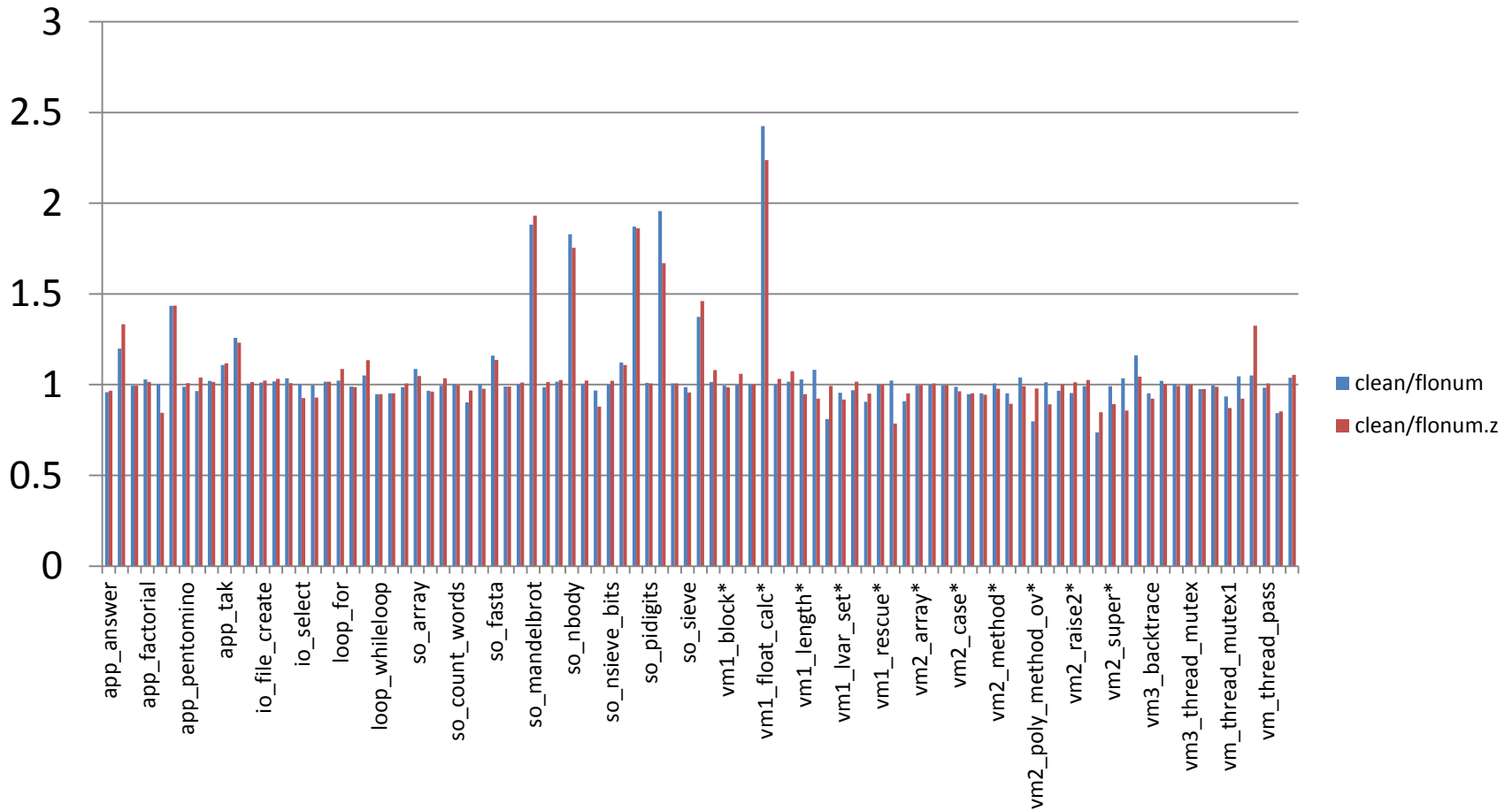
- Introducing Flonum (only on 64bit OSs)
- Lightweight Backtrace capturing
- Re-structure VM stacks/ISeq data
- Bitmap marking garbage collection (by nari3)
- “require” performance (not by me)

# Introducing Flonum

## (only on 64bit CPU)

- Problem: Float objects are not immediate on Ruby 1.9
  - It causes GC overhead problem
- **To speedup floating calculation, represent Float object as immediate object**
  - Specified range Float objects are represented as immediate object (Flonum) like Fixnum
    - $1.72723e-77 < |f| < 1.15792e+77$  (approximately) and +0.0
    - Out of this range and all Floats on 32bit CPU are allocated in heap
  - No more GCs! (in most of case)
  - Flonum and old Float are also Float classes
  - Proposed by [K.Sasada 2008]
  - On 64bit CPU, object representation was changed

# Benchmark results

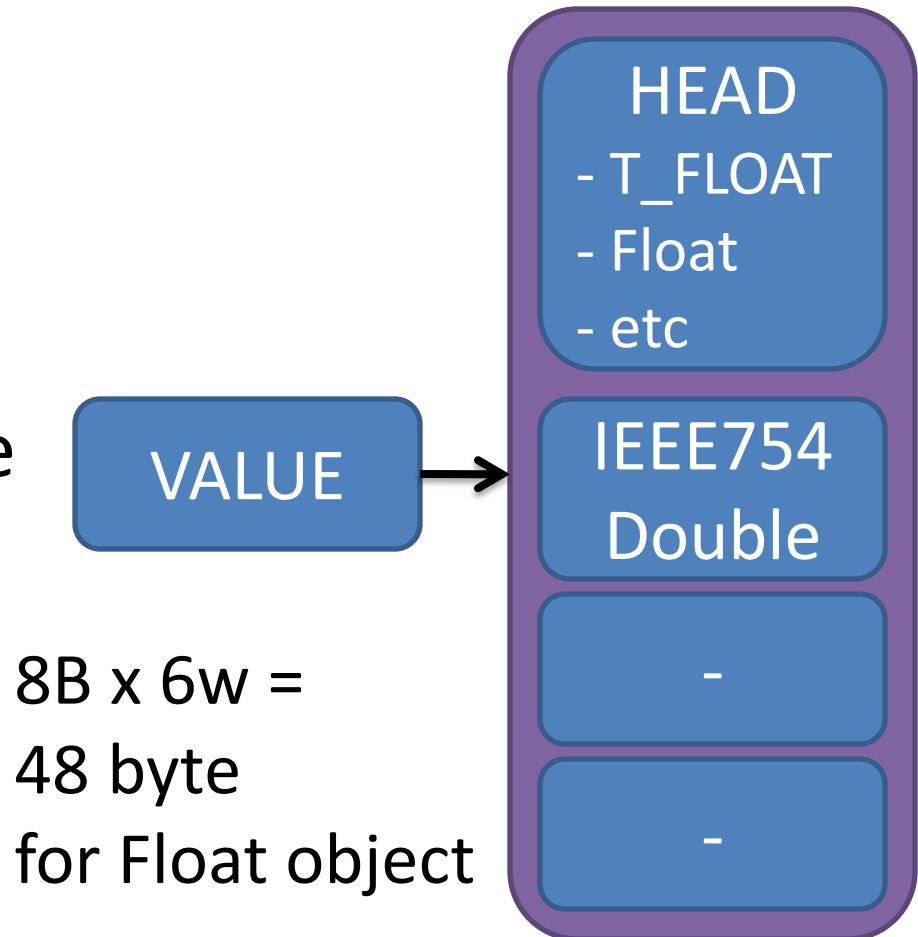


# Flonum: Float in Heap (1.9 or before)

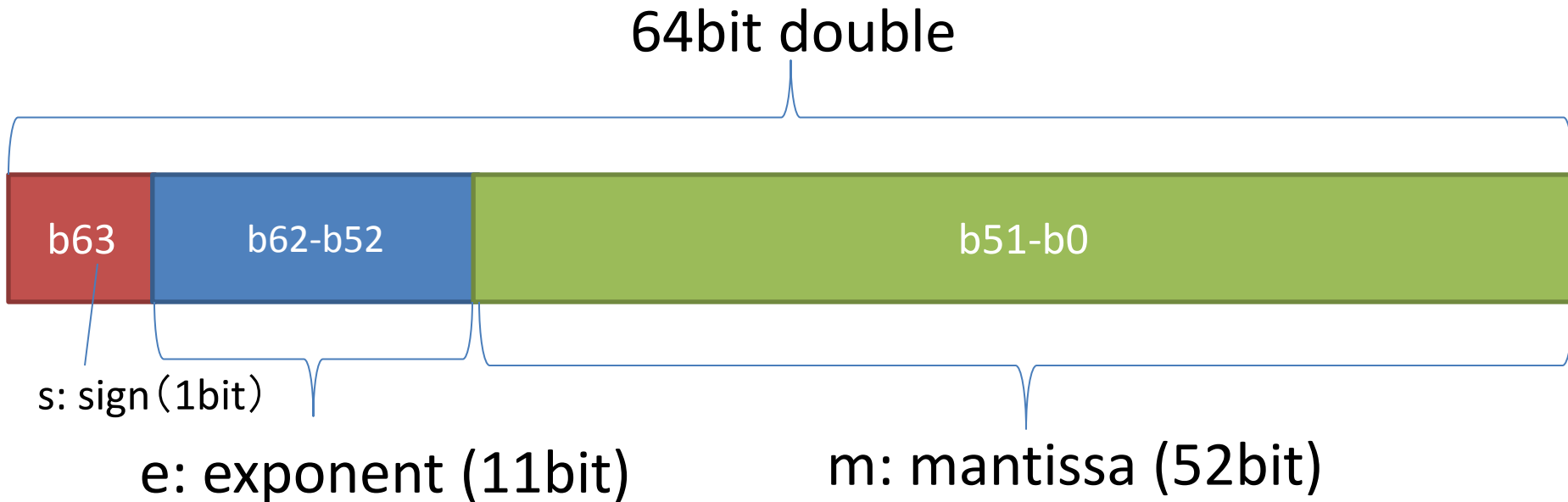
All of Float object  
are allocated in heap

Data structure in heap  
contains IEEE754/double

On 64bit CPU



# Flonum: Encoding IEEE754 double floating number



$$-1^s 2^{e-1024} m \quad \left( m = 1 + \sum_{i=0}^{51} \frac{b_i}{2^{52-i}} \right)$$

# Flonum: Range

IEEE754 double



Check if e (b52 to b62) is with-in 768 to 1279, then it can be represent in Flonum.

This check can be done with b60-b62.

(+0.0 (0x00) is special case to detect)

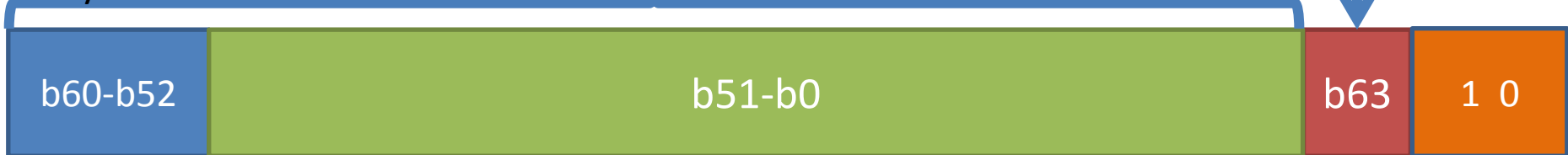
# Flonum: Encoding

IEEE754 double



Only "rotate" and "mask"

Ruby's Flonum



Flonum representation bits (2 bits)  
`#define FLONUM_P(v) ((v&3) == 2)`

☆ +0.0 is special case (0x02)



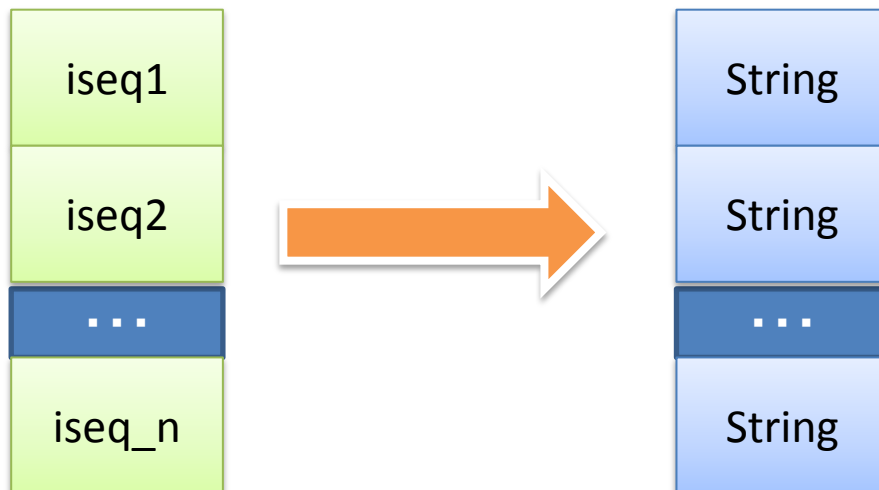
# Flonum:

## Object representation on VALUE

	Non Flonum	Flonum
Fixnum	...xxxx xxx1	...xxxx xxx1
Flonum	N/A	...xxxx xx10
Symbol	...xxxx 0000 1110	...xxxx 0000 1100
Qfalse	...0000 0000	...0000 0000
Qnil	...0000 0100	...0000 1000
Qtrue	...0000 0010	...0001 0100
Qundef	...0000 0110	...0011 0100
Pointer	...xxxx xx00	....xxxx x000

# Lightweight Backtrace capturing

- Backtrace is Array of String objects
  - [“file:lineno method”, ...]
- Idea: Capture only ISeqs and translate to String (file and line) only when it is accessed
  - Backtrace information may be ignored

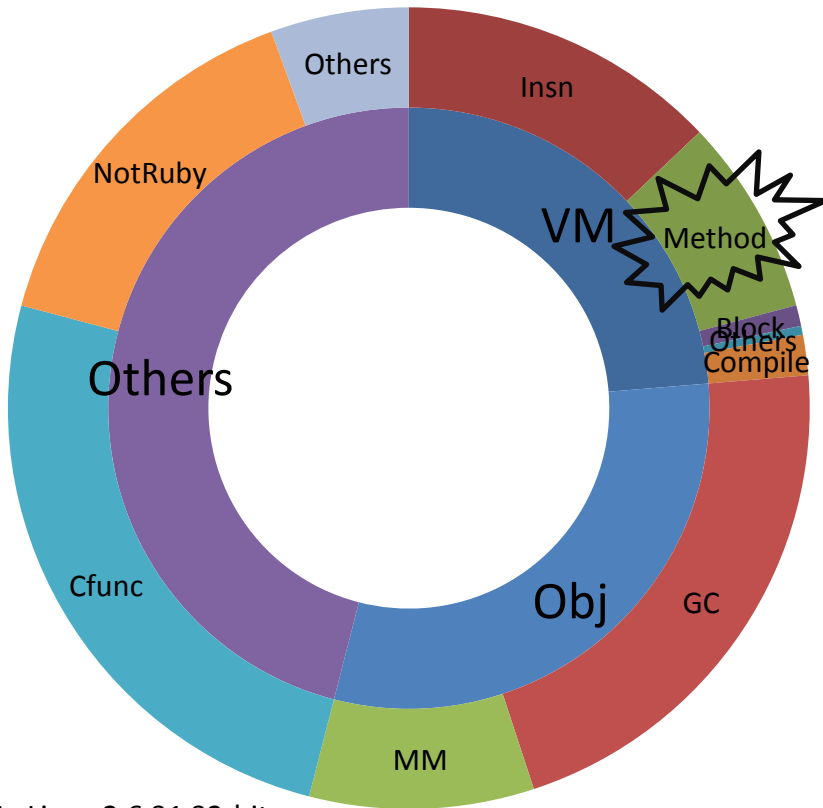


# After Ruby 2.0

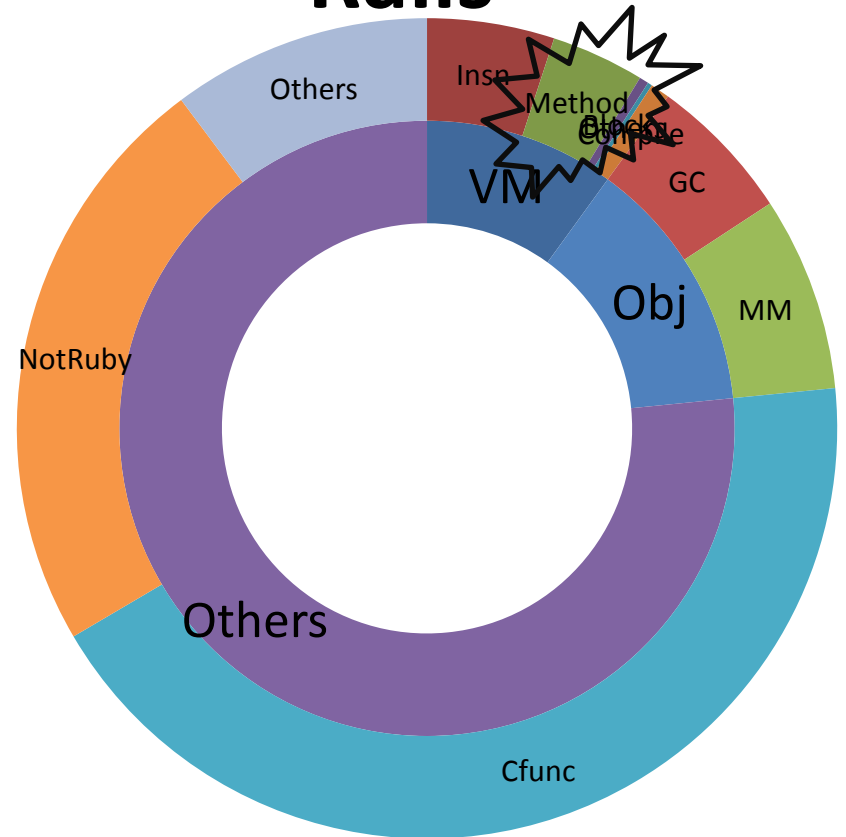
What we should do?

# Performance overhead

## rdoc



## Rails



OS: Linux 2.6.31 32-bit  
CPU: IntelCore2Quad 2.66GHz  
Mem: 4GB  
C Compiler: GCC 4.4.1, -O3  
Profiled by Oprofile

ruby 1.9.3dev (2010-05-26)  
Profiled by Mr. Shiba

# VM techniques

- On Rails and other applications, VM is not an bottleneck
- On Mathematic, Symbolic computation, VM is matter
  - To speedup then, we need compilation framework
    - 2.0?

# Object Allocation and garbage collection

- Lightweight object allocation
  - Sophisticate object creation
  - Create objects in non-GC managed area
- Sophisticate Garbage collection
  - Per-type garbage collection
  - Generational garbage collection
    - Introduce write barriers with dependable techniques

# Parallelization

- Multiple processes
- Multiple VMs
- Multiple Threads

No time and space to discuss about them!

## Conclusion

*Our challenge has  
just begun!!*

**俺たちの戦いはまだ始まったばかりだ!**



# Thank you for your attention

Koichi Sasada

Heroku, Inc.

ko1@heroku.com

